Name: _____ Period: _____

Placing Decimals and Fractions on a Number Line Grade 6 Math

☼ **Placing fractions and decimals on a number line can be tricky when the decimals or fractions have different denominators or place values. We can use fraction bars to help us. If you can divide rectangles into equal pieces, than you can estimate where numerical values go on a number line!**

1. Order the numbers $\frac{3}{5}$, 0.25, $\frac{1}{8}$, 0.9 from least to greatest and place them on the number line below.

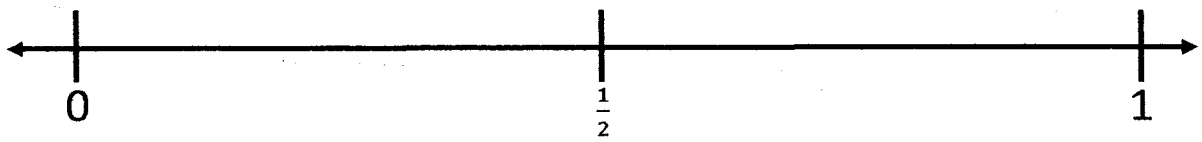

First, lets make a fraction bar for each fractional and/or decimal number.

$\frac{3}{5}$ =

0.25 =

$\frac{1}{4}$ =

$\frac{1}{8}$ =

0.9 =

$\frac{9}{10}$ =

☼ **Then, after using the fraction bar to represent each number, let's place each number directly above the fraction bars straight onto the number line.**

☼ **Let's Try this again!**

1. Order the numbers $\frac{4}{6}$, 0.75, $\frac{5}{8}$, 0.4, $\frac{1}{5}$ from least to greatest and place them on the number line below.



First, lets make a fraction bar for each fractional and/or decimal number.

$\frac{4}{6} =$

0.75 =

$\frac{3}{4} =$

$\frac{5}{8} =$

0.4 =

$\frac{4}{10} =$

$\frac{1}{5} =$

☼ **Don't forget to place each number directly above the fraction bars straight onto the number line.**

Name: _____ Period: _____

Placing Decimals and Fractions on a Number Line Grade 6 Math

☼ **Placing fractions and decimals on a number line can be tricky when the decimals or fractions have different denominators or place values. We can use fraction bars to help us. If you can divide rectangles into equal pieces, than you can estimate where numerical values go on a number line!**

1. Order the numbers $\frac{3}{5}$, 0.25, $\frac{1}{8}$, 0.9 from least to greatest and place them on the number line below.

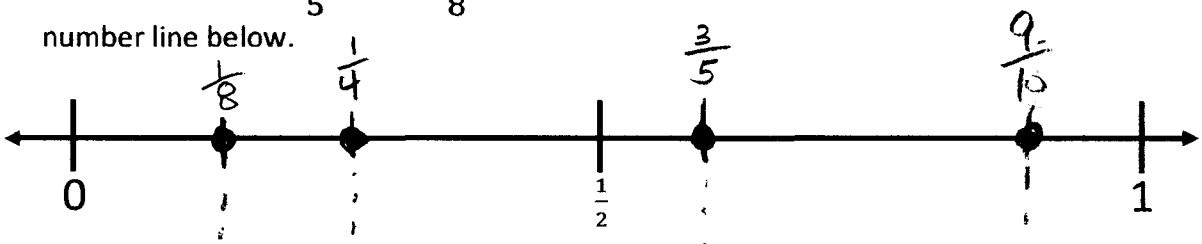

First, lets make a fraction bar for each fractional and/or decimal number.

$\frac{3}{5}$ =



0.4

0.25 =

$\frac{1}{4}$ =

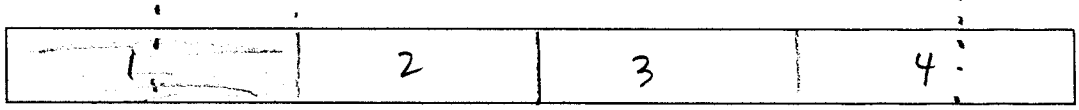

0.25

$\frac{1}{8}$ =

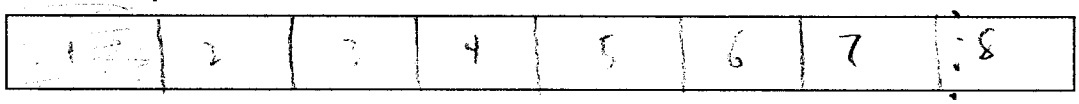

0.125

0.9 =

$\frac{9}{10}$ =

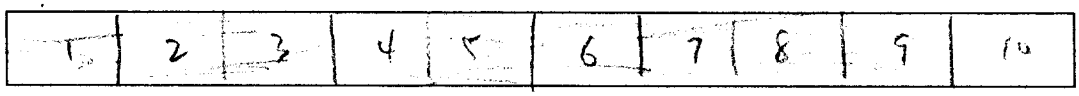

0.90

☼ **Then, after using the fraction bar to represent each number, let's place each number directly above the fraction bars straight onto the number line.**

☼ **Let's Try this again!**

1. Order the numbers $\frac{2}{3}$, 0.75, $\frac{5}{8}$, 0.4, $\frac{1}{5}$ from least to greatest and place them on the number line below.

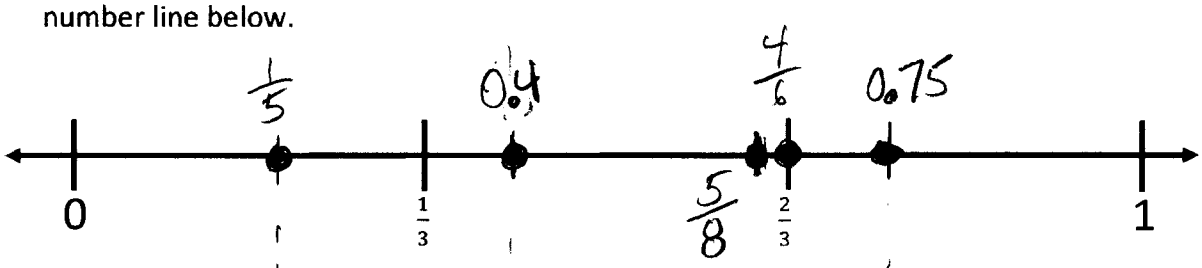

First, lets make a fraction bar for each fractional and/or decimal number.

$\frac{2}{3}$ = | 1 | 2 | 3 | 4 | 5 | 6 | $0.\overline{66}$

0.75 =

$\frac{3}{4}$ = | 1 | 2 | 3 | 4 | 0.75

$\frac{5}{8}$ = | 1 | 2 | 3 | 4 | 5 | | | 0.625

0.4 =

$\frac{4}{10}$ = | 1 | 2 | 3 | 4 | | | | | | 0.40

$\frac{1}{5}$ = | 1 | 2 | 3 | 4 | 5 | 0.20

☼ **Don't forget to place each number directly above the fraction bars straight onto the number line.**