


# MATH 6

Distance Learning 2020

Mrs. Doolan - Mr. Millard - Mr. Sangha



## Food Truck Menu Directions & Hints

1. Your menu should have 6 - 10 items in total.

2. Your menu should be balanced. Please make sure you are offering food choices as well as a couple of drink choices, but **NO MORE THAN 10** items on your menu! Also, price each item realistically. If a sandwich is \$8, a drink isn't \$15, it's \$3-\$4.

3. Each item needs to naturally be represented by just **ONE** variable. For example, in the menu to the right, a grilled cheese will be called "g" and the chocolate cupcake will be called "c". This direction will become important when we work on our algebra Menu Math problems on Wednesday. Plan carefully!

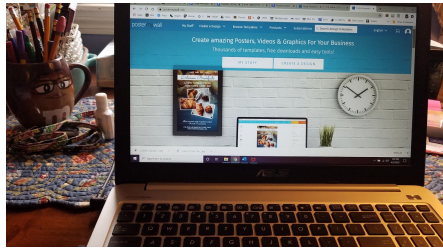
4. You can make your own menu if you'd like, OR you can visit this free website and choose from one of their Food Truck Menu Templates:

Website: [www.postermywall.com](http://www.postermywall.com)

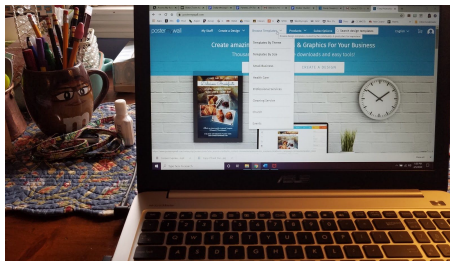
SEE BELOW for website instructions:



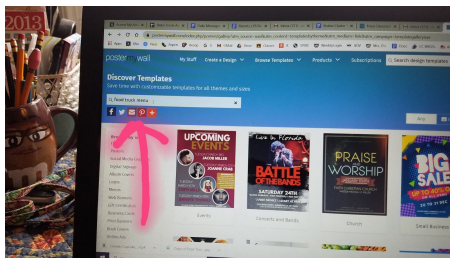
**Step 1: Open up the website:**



**Step 2: Under the Browse Templates tab, select Templates by Theme:**



**Step 3: Type in Food Truck Menu:**



**Step 4: Select one of the many FREE templates and begin designing! Have fun!**

